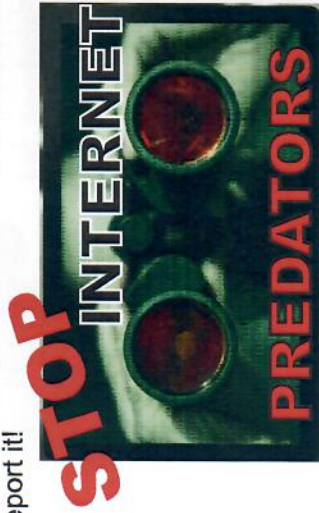


## How to Report

If you believe you have been inappropriately solicited online or find yourself in a situation that makes you uncomfortable, you should report it!



There are different ways you can do this:

- Tell your parent(s)
- Tell a friend
- Tell a trusted adult (teacher, leader in your community, coach, member of law enforcement or religious leader)
- Tell one of the Victim Advocates giving the Attorney General's Cyber Safety presentation at your school
- Report the incident at the National Center for Missing and Exploited Children's anonymous CyberTipline found at:

[www.SafeFlorida.net/SafeSurf](http://www.SafeFlorida.net/SafeSurf)  
[www.cybertipline.com](http://www.cybertipline.com)


- Call 1.800.THE.LOST (1.800.843.5678)



## Is a Friend in Cyber Danger?

Have you noticed behavior changes in one of your friends? It could be that someone they have met online is "grooming" them and they don't realize it. Below are some signs that your friend could be in danger:

- Spends an unusual amount of time online
- Stops hanging out with friends after school and on weekends
- Becomes anxious or upset if not able to get to a computer to chat or check e-mail
- Change in your friend's personality
- Becomes isolated from their friends and family
- Too attached to the cell phone or afraid to miss a call or text




## Contact Us:

Office of the Attorney General  
Cyber Safety Education Program  
Division of Victim Services and  
Criminal Justice Programs

PL-01 The Capitol  
Tallahassee, FL 32399

800.226.6667 or 850.414.3300

The Office of the Attorney General is an equal opportunity provider and employer.



# Think Before You Click it



ATTORNEY GENERAL  
**ASHLEY MOODY**  
FLORIDA OFFICE OF THE ATTORNEY GENERAL





**Apps**

- Many people have a **SnapChat**, **Twitter**, and/or **Facebook**, but **BE CAREFUL!**
- Some smartphones can capture images from **SnapChat**
- **Kik, Facebook, Twitter and Hot or Not:** Only talk to people you know – it's easy to download pictures off the internet and 'be' someone else

### Prevent Identity Theft

- Never post picture of new Driving Permit/License or debit/credit card online
- Never give personal information or passwords to anyone



### Phishing links:

- Scams designed to steal someone's identity
- Typically, phishing links are made to look like a link to a popular website
- Fake links can be attached to emails, or scattered about social networking websites

Example:

- [www.facebook.com](http://www.facebook.com)
- There are three "o"s in the above Facebook example
- Confirm website is secure before entering personal information (should begin with https://)

## You Can Never Leave Behind What You Put Online

### Why Use Social Media?

- Great place to communicate with friends
- Impress colleges and employers
- Reflect the true you

### Cautions:

- Negatively impacts self-esteem
- Replaces face-to-face interaction
- People can be deceptive



## Grooming Can Be More Than Combing Your Hair

### Grooming:

- **Grooming:** A term used to describe a method online predators use to lure victims into internet relationships
- **Social networking sites:** common places for predators to groom potential victims
- **Predators:** often create fake social media accounts to hide their identity

### Common Online Lures:

- Pretends to have common interests
- Gives excessive compliments
- Establishes trust and secrecy
- Makes you believe they understand you better than anyone
- Promises gifts or money
- Uses blackmail or threats to control victims